

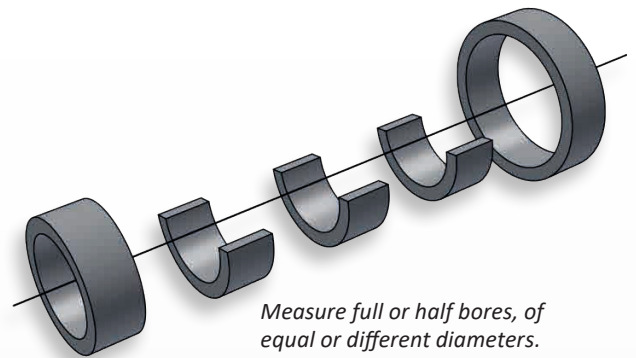
## Bore Alignment

# XT

# Versatile, easy and precise

## BORE ALIGNMENT FOR A WIDE RANGE OF APPLICATIONS

The Easy-Laser® XT Bore alignment solutions are primarily designed for applications like engines, compressors and gear-boxes, but can be used in many more applications. All parts are designed for maximum accuracy and stability, and measure with a resolution of 0.001 mm [0.05 mils]. Measurement distance up to 40 m [130 feet]. They are suitable for use both in manufacturing and in field services activities.



Measure full or half bores, of equal or different diameters.

## INTUITIVE MEASUREMENT PROGRAMS

The Bore Center program guides the user through the entire measurement process which contributes to simple operation. The system automatically calculates the bore positions in relation to each other, both horizontally and vertically. You can then evaluate the results with different Best fit calculation methods, analyse different choices of reference points and set tolerance values.

## TWO STARTING POINTS

Either you choose the complete XT950 system, dedicated for bore alignment, or combine bore alignment with the XT770 shaft alignment system for more possibilities.

### • XT950 BORE ALIGNMENT SYSTEM

A complete system which includes the XT9 detector and laser transmitter D75. With this system you can measure diameters 80–500 mm [3.15–19.68"].

### • BORE BRACKET KIT, WITH D75

This kit is added to an XT770 Shaft alignment system, and you use the XT70-M unit in the system as detector. Using the XT70-M you can measure diameters 130–500 mm [5.12–19.68"].

### • BORE UPGRADE KIT, WITH XT9

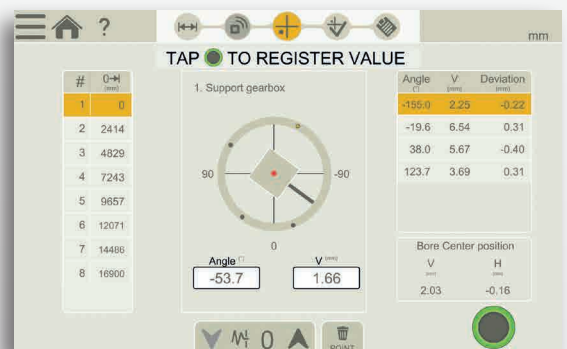
With this kit added to your bore bracket kit you can measure diameters 80–500 mm [3.15–19.68"]. You still need "Kit with D75" as the starting point to get the laser transmitter, all necessary brackets and the carrying case. "Kit with XT9" will then be put in the same case (see pictures on last page).

## ALSO FOR OTHER STRAIGHTNESS MEASUREMENTS

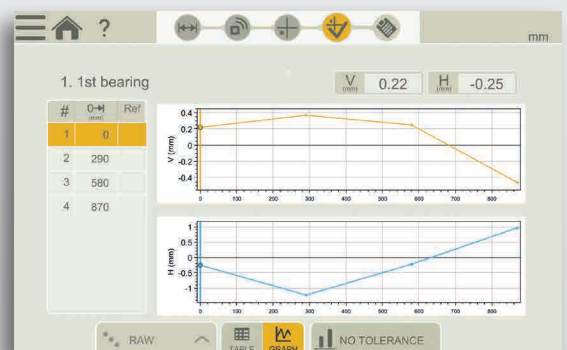
You can also measure the straightness of shafts, linear guides, foundations, etc. without any additional accessories.



Bore center program, with bores individually named. If required, you can set tolerances.



Bore center program, measuring view, first position. Measure 3–50 points at each position (Multipoint). Individual points can be remeasured at any stage.



Graph result view. Example with four bores. The result can be displayed as Best-fit calculated.



## MANY MOUNTING OPTIONS

The laser transmitter, detectors and brackets can be mounted in many different ways. The bracket system is very versatile and provides many possibilities to mount the detector in bores with different widths, and they can also be assembled in many ways for different situations. The magnetic feet holds the detector in perfect position for stable and precise measurements. Below are some examples of what is possible.

Learn more about the brackets and their dimensions in our complete Product Catalogue > Technical specifications. You find it on our web site.



D75 on hub



D75 on hub



XT70 on bracket 12-0455



XT9 on bracket 12-0455



XT70 on bracket 12-1277



XT9 on bracket 12-1277



Axial support 12-1368



XT9 on bracket 12-0768

## SAVE AND SHARE



### INTERNAL MEMORY

Save your measurement files, photos and reports to the internal memory.



### VERSATILE FILE TYPES

Both a PDF and an Excel file are generated.



### ADD NOTES

Explain the measurement a little more.



### SIGN REPORTS ELECTRONICALLY

Sign-on screen to verify your job. Signature is saved with the PDF file.



### ADD PHOTO

Add a picture for better understanding.



### SEND THE REPORTS

Share the reports via email. Possible on all platforms.



### SAVE TO USB

Save your files to USB stick and copy to other devices.

## MAXIMUM FLEXIBILITY



### ONE APP – FOR MULTIPLE PLATFORMS

One app for all XT products. Available for iOS, Android, and our rugged XT12 tablet.



### NO LOCK-INS

The XT Alignment App can be downloaded to any number of devices for free. No license hassle!

## COLLABORATE EASILY



### CLOUD CONNECTED


The XT App can be connected to our Easy-Laser PLUS™ cloud service to collaborate with your maintenance team on job assignments and copy your measurement data to a new device if your tablet is lost or damaged. Subscription required.

# XT950



**A: XT950, with laser transmitter D75**  
(Part No: 12-1356)

# XT Bore Kits



**B: Bore bracket kit, with D75**  
(Part No. 12-1354)




**C: Bore Upgrade kit, with XT9**  
(Part No. 12-1355)

# XT770

## Shaft alignment system

To be combined with the Bore Kits. Learn more in the separate XT770 brochure, and on our web site.

Parts included with each system or kit:		A	B	C
12-0075	Laser transmitter D75	1	1	
12-1350	Detector XT9	1		1
12-0661	Offset hub with counterlock for D75	1	1	
12-0707	Arm kit with magnets	1	1	
12-1161	Set of rods 4x75 mm	1	1	
12-0987	Set of rods 4x120 mm	1	1	
12-0060	Set of rods 4x240 mm	1	1	
12-0455	Slide bracket Small	1	1	
12-0543	Slide bracket Medium	1	1	
12-0510	Slide bracket Large	1	1	
12-1277	Bracket with rotatable bore probe, XT	1	1	
12-1357	Target for detector rough alignment	1	1	
12-1368	Axial support for slide brackets	1	1	
12-1351	Rod adapter with built-in target C-C 56 mm	1		1
12-0767	Rod adapter with built-in target C-C 40 mm	1		1
12-0768	Slide bracket, 25 mm width	1		1
03-1256	Battery charger (100-240 V AC)	1		
03-0914	USB memory stick with documentation	1		
03-1707	Measuring tape 5 m	1		
03-0967	Hexagon wrench set	1		
12-0751	DC to USB adapter, for charging	1		
12-0989	DC split cable for charging	1		
03-0878	Cleaning cloth for optics	1		
12-1394	Carrying case XT Linebore WxHxD: 546x432x244 mm [21.5x17.0x9.6"] Weight with parts: 28.0 kg [61.7 lbs]	1		
12-1367	Carrying case XT Bore Bracket Kit WxHxD: 460x350x175 mm [18.1x13.1x6.9"] Weight with parts: 10.2 kg [22.5 lbs]		1	
12-1355	Weight of parts: Weight: 532 g [1.17 lbs]			1
<b>Examples of accessories</b>				
12-0187	Magnetic bracket for D75			
12-0282	Set of extension arms			
12-0990	Adjustable magnet for offset hub arms			
12-0580	Axial extension arms			



### Add display unit XT12:

12-1292	XT12 with IR Camera
12-1291	XT12
Both with shoulder strap, Part No 12-0997.	
Weight: 1490 g [52.5 oz]	

